

No more manual dish alignments ... Here comes the SatScout!



SatScout




satscout.amphinicy.com

SatScout is a handy mobile application framework which helps end users and professional installers in commissioning satellite VSAT terminals, choosing an appropriate antenna site, installing the antenna and lining up the terminal.

In times when everyone has a smartphone - this is the way to go!




Choose the antenna site



Use augmented reality to check if there is a line-of-sight



Install the antenna on-site



Register the terminal into the network

Main features

- Augmented reality for the antenna site selection
- Support for modem or antenna integration (via API)
 - Automatic parameters fetching
 - Automatic antenna alignment
 - Signal monitoring
- Fully customizable for desired installation workflows
- Precise sensors accuracy algorithms
- Manual alignment
 - Elevation
 - Azimuth
 - Cross-polarization skew
- Installation summary report including:
 - Site acceptance photos
 - Installation parameters

Main benefits



Simple and guided installation:

- Step-by-step setup process
- Photo and video tutorials



One app to rule them all:

- Fully replacing thick user manuals
- No need for expensive professional tools



Easy troubleshooting by reviewing installation reports!

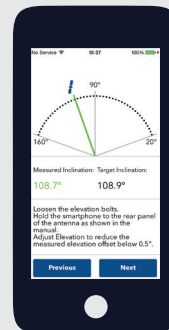

Line-of-Sight

An easy way to find where the satellite is by simply locating it on the device screen. If the satellite position is not visible on the screen, the user is assisted by directional arrows to find the right location. In a case of a MEO satellite or a MEO constellation, a trajectory arc is shown on the sky.



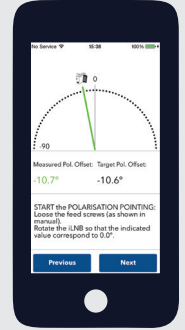
Azimuth and Elevation

Antenna azimuth and elevation alignment to target values is assisted by simple and intuitive UI, in the form of an inclinometer with data labels showing all relevant values. User places device as shown on the first screen, and then aligns the antenna inclination with the target value.



Cross-Polarization Skew

For the linear polarization, two installation-guiding screens are presented. Application guides the user in placing his device against the antenna LNB. It also enables the user to easily align the antenna LNB with the target polarization offset.



Supported platforms:



AMPHINICY
TECHNOLOGIES



www.amphinicy.com